

Wall In



profim

Wall In

Design: Tomek Rygalik, Studio Rygalik









WALL IN system offers highly versatile seating arrangements for open spaces. Partition walls, upholstered with flexible fabric, mark out a space perfect for a private conversation.

WALL IN bietet vielfältige Möglichkeiten zur Gestaltung des Open Space. Gepolsterte Trennwände schaffen einen perfekten Raum für die private Konversation.



GATE 22
7688 Stockholm
departure: 17.35

VIP &
business class
Lounge

Business
The Daily Telegraph
IVE babies with three parents





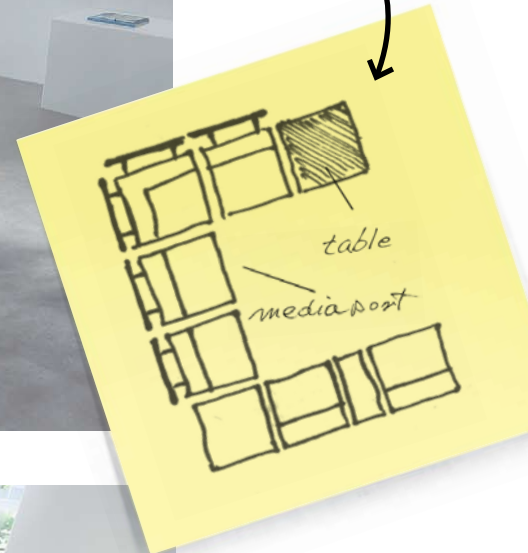
Universal system to use in spaces such as offices, halls, receptions or waiting rooms.

Universelles System zum Einsatz in Büros, Hallen, Empfangs- und Warteräumen.






To order
draft Your system
Skizzieren Sie
Ihr System
(oder nutzen
Sie unsere
Planungsdaten)



To order
draft Your system
Skizzieren Sie Ihr System
(oder nutzen Sie unsere
Planungsdaten)

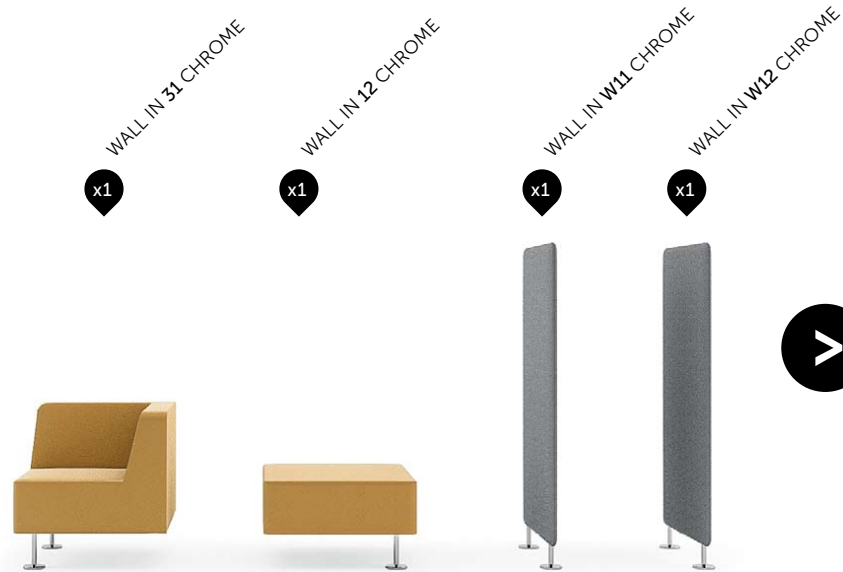
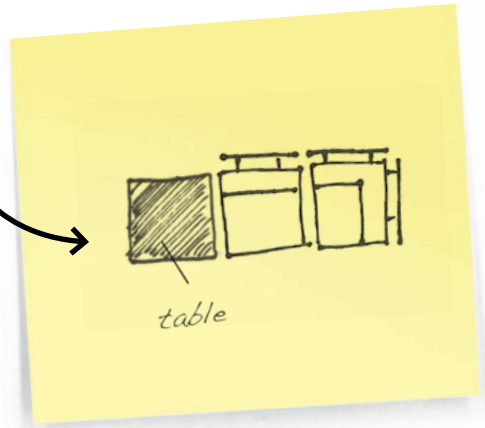


Wide range of available modules
and finishings to choose from.

Breites Spektrum verfügbarer Elemente
und Ausführungen zur Auswahl.

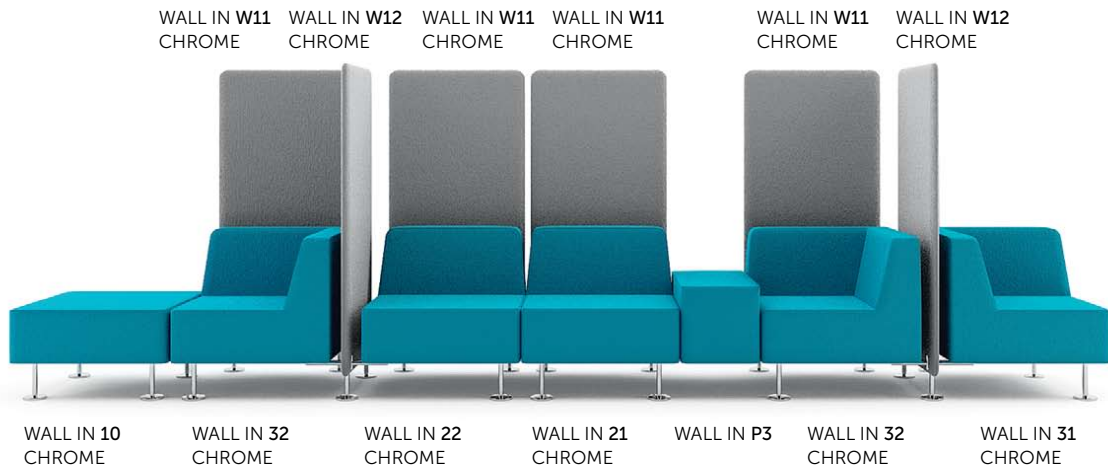



To order
draft Your system
 Skizzieren Sie Ihr System
 (oder nutzen Sie unsere Planungsdaten)





Simple sets for small spaces and large configurations for open spaces.

Einfache Kombinationen für kleine Räume und große Konfigurationen für Open Space.



Infinite number of combinations to easily rearrange your space.

Unendliche Anzahl von Kombinationen zur leichten Veränderung Ihres Raumes.





Hooks for stabilizing adjoining elements (option).
Haken zur Verbindung benachbarter Elemente (Option).





two types of table tops
Zwei Type von Tischplatten

height adjustable legs
Füße justierbar



mediaport (electrical outlet and USB port)
Mediaport (Steckdosen 230V und 2 USB)



milky tempered glass G1
Milchglas G1



felt glides
Fitzgleiter



laminate HPL (LW) in three colours: LW01 (white), LW02 (black), LW04 (grey).
HPL-Farben: LW01 (weiß), LW02 (schwarz), LW04 (grau)



CHROME / CHROM




SATINE / SATIN



BLACK / SCHWARZ



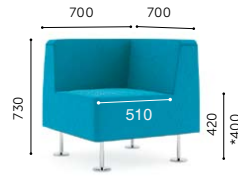
METALLIC / WEISSALU




WALL IN 10



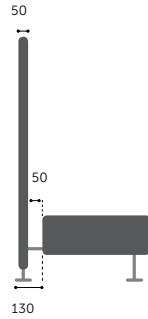
WALL IN 20




WALL IN 30




WALL IN W11 / W12 *




* W11 / W12 never occur as freestanding elements. Modelle W11 / W12 können nicht als freistehende Elemente eingesetzt werden.




WALL IN P1



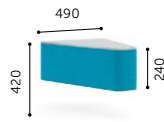
WALL IN P3




WALL IN P4



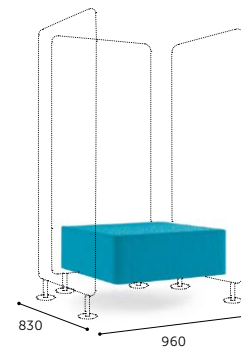

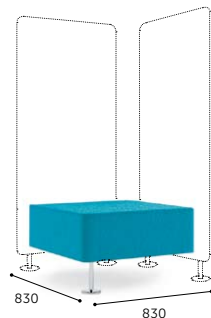
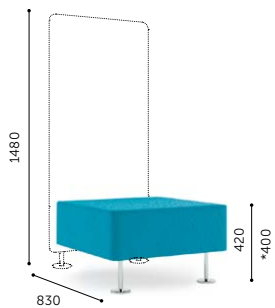
WALL IN B



WALL IN B1 / C1



WALL IN B2 / C2

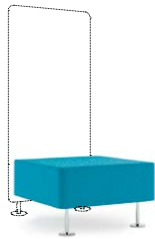


The measurements are approximate and can differ depending on the product configuration. Measuring methodology is available at this link: www.profim.eu/Measuring_methodology.pdf


Die Abmessungen dienen zur Orientierung und können sich abhängig von der ausgewählten Konfiguration des Produktes unterscheiden. Messmethode unter dem Link: www.profim.de/Messmethode_fur_die_Katalogmasse.pdf



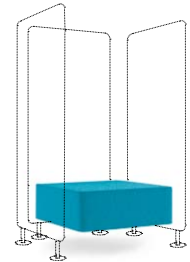
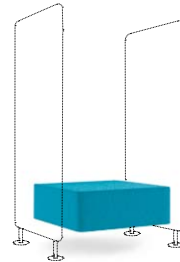
WALL IN 10



WALL IN 11



WALL IN 12




WALL IN 13





WALL IN 20



WALL IN 21




WALL IN 22



WALL IN 23



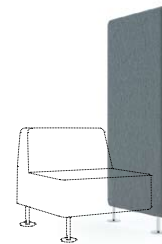
WALL IN 30



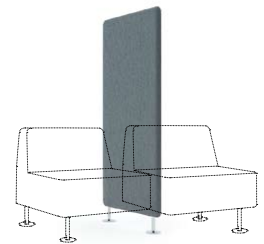
WALL IN 31



WALL IN 32



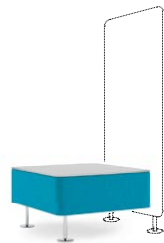
WALL IN W11



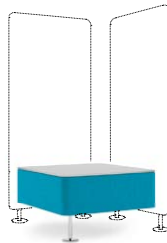
WALL IN W12



WALL IN B



WALL IN BW1



WALL IN BW2



WALL IN B1



WALL IN B2



WALL IN C1



WALL IN C2



WALL IN P1



WALL IN P3



WALL IN P4

Models: B1, B2, C1, C2, P1, P3, P4, W11, W12 never occur as freestanding elements.


Modelle B1, B2, C1, C2, P1, P3, P4, W11, W12 können nicht als freistehende Elemente eingesetzt werden.

PLEASE USE CODES AT ORDER:

BITTE DIE CODES BEI DER BESTELLUNG VERWENDEN:

Wall In

UPHOLSTERY COLOUR
POLSTERFARBE

<p>TYPE OF ELEMENT ELEMENT TYP</p> <p>pouffe 1-er Sitzbank 10*</p> <p>pouffe to be connected with 1 partition wall 1-er Sitzbank zur Verbindung mit einer Trennwand 11*</p> <p>pouffe to be connected with 2 partition walls 1-er Sitzbank zur Verbindung mit 2 Trennwänden 12*</p> <p>pouffe to be connected with 3 partition walls 1-er Sitzbank zur Verbindung mit 3 Trennwänden 13*</p> <p>armchair Sessel 20*</p> <p>armchair to be connected with 1 partition wall Sessel zur Verbindung mit einer Trennwand 21*</p> <p>armchair to be connected with 2 partition walls Sessel zur Verbindung mit 2 Trennwänden 22*</p> <p>armchair to be connected with 3 partition walls Sessel zur Verbindung mit 3 Trennwänden 23*</p> <p>corner armchair Ecksessel 30*</p> <p>corner armchair to be connected with 1 partition wall Ecksessel zur Verbindung mit einer Trennwand 31*</p> <p>corner armchair to be connected with 2 partition walls Ecksessel zur Verbindung mit 2 Trennwänden 32*</p> <p>pouffe - 30 degree connector Verbindungselement 30° C1</p> <p>pouffe - 60 degree connector Verbindungselement 60° C2</p> <p>pouffe - 30 degree armrest Verbindungselement 30° (Armlehne) P1</p> <p>pouffe - rectangular armrest (350 x 700 mm) Verbindungselement 350 x 700 mm (Armlehne) P3</p> <p>pouffe - rectangular armrest on legs (350 x 700 mm) Verbindungselement mit Tellerfüßen, 350 x 700 mm (Armlehne) P4</p> <p>square table (700x700 mm) Quadratisch, 700 x 700 mm B</p> <p>square table (700x700 mm) to be connected with 1 partition wall Quadratisch (700x700 mm) für eine Wand BW1</p> <p>square table (700x700 mm) to be connected with 2 partition walls Quadratisch (700x700 mm) Verbinder für 2 Wände BW2</p> <p>table - 30 degree connector Verbindungselement 30° mit Tischplatte B1</p> <p>table - 60 degree connector Verbindungselement 60° mit Tischplatte B2</p>	<p>FRAME COLOUR GESTELLFARBE</p> <p>BLACK – schwarz METALLIC – weissalu CHROME – chrom SATINE – satin</p> <p>TYPE OF TABLE TOP TISCHPLATTE TYP</p> <p>LW HPL laminate HPL</p> <p>G1 seasoned glass (milk) Milchglas</p> <p>Colours of HPL (LW): LW01 (white), LW02 (black), LW04 (grey).</p> <p>HPL-Farben: LW01 (weiss), LW02 (schwarz), LW04 (grau).</p> <div style="border: 1px solid black; padding: 5px; margin-top: 10px; background-color: #ffff00;"> <p style="text-align: center;">attach a draft / Senden Sie uns Ihre Skizze</p>  </div> <p>* In Wall In models 10/11/12/13/20/21/22/23/30/31/32, possibility of ordering products with mediaport (electrical outlet and USB port). Please clearly indicate it on your order. * Produkte Wall In 10/11/12/13/20/21/22/23/30/31/32 auch mit Mediaport verfügbar (Steckdosen 230V und 2 USB). Bei Bestellungen bitte bemerken.</p>
---	---

Wall In

<p>TYPE OF PARTITION WALL TRENNWAND TYP</p> <p>single partition wall to be connected with 1 seat Trennwand zur Verbindung mit einem Element W11</p> <p>single partition wall to be connected with 2 seats Trennwand zur Verbindung mit 2 Sitzelementen W12</p>	<p>FRAME COLOUR GESTELLFARBE</p> <p>BLACK – schwarz METALLIC – weissalu CHROME – chrom SATINE – satin</p>
---	--

www.profim.eu

The producer reserves the right to conduct construction changes and improvements of the products.
Colours presented in the catalogue may vary from the original colours of furniture.

Wir behalten uns Änderungen der Produkte im Sinne einer technischen Weiterentwicklung oder Änderungen in Form
und Farbe vor. Die Farben, die im Katalog zu sehen sind, können von faktischen Farben abweichen.



CHROMIUM (III)
Eco-Friendly Technology

CHROM (III)
Umweltfreundliche
Technologie

